


Learning through Play

CHALK



Language Activity:

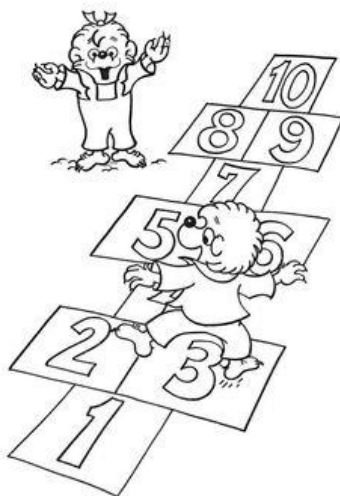
Tell a story through pictures! Think about the WH question words while you practice. WHO is the character? WHAT happened to the character? WHERE did it happen? WHEN did it happen? HOW did they feel? WHY did they feel that way?

Concept Focus:

Big/Little
Draw two of everything!
Make one big and one little!

Speech Activity:

Play hopscotch!
Draw pictures that include your speech sound on each square!

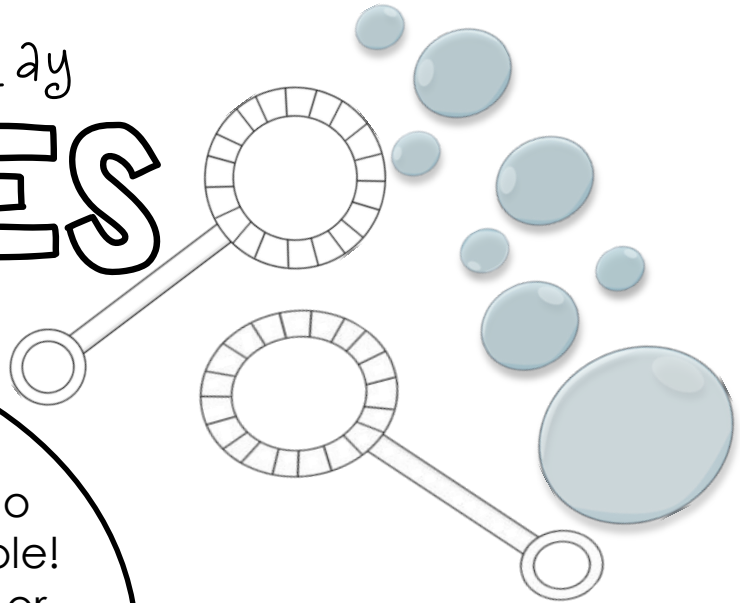


Target Vocabulary:

draw
erase
color
dry
wet
clean
chalk

Learning through Play

BUBBLES



Language Activity:

Have a contest to see who can blow the biggest bubble! Is your bubble the biggest or smallest? Who can pop the most bubbles? "I popped 5 bubbles!" "My bubble is bigger than yours!"

Concept Focus:

Up/Down
Talk about bubbles going up and coming down.

Target Vocabulary:

bubbles
more
pop
all done

Speech Activity:


Put pictures of your speech words on the ground. Practice a word every time a bubble lands on one!



Learning through PLay



DRESS UP



Language Activity:

Describe a scene and have your child guess where you are! Then dress up for that occasion.


Ex: "It's hot. There are shells and waves."

Speech Activity:

Make up a new super hero or princess character! Give it a name that starts with your speech sound. Super Spaghetti Man? Captain Kangaroo?

Target Vocabulary:

clothes, pants, shoes, hot, silly



Concept Focus:

On/Off
Give and follow directions to put on and take clothes off.